



Reporting is part of the customer experience solution and allows operators and corporates to manage and optimize their spend through customized reports, which can be shared with customers in an easily-transferable format.

Key Features:

Reports are viewed on the following dashboards:

- ✓ Operational dashboards, which display the current operational status.
- ✓ Strategic dashboards, which track Key Performance Indicators (KPIs).
- ✓ Analytical dashboards, which process data to identify performance indicators.


Benefits:


- ✓ **Manages spend proactively, rather than re-actively, through data transparency.**
- ✓ **Identifies and manages existing and emerging trends.**
- ✓ **Identifies high-usage employees.**

How it Works:



 Automated/ Scheduled Reports

Graphical insight and Reports 


 20 different type of Usage and Billing reports


All reports available can either be emailed or downloaded



About Adapt IT

Adapt IT is a leader in ICT (information and communication technology) market through the provision of turnkey solution to the Education, Manufacturing, Energy, Financial Services, Hospitality and Telecommunication sector, employing over 1000 technology professionals and servicing more than 10 000 customers in 40 countries.

 Adapt IT Johannesburg Campus,
152 14th Road,
Midrand, Johannesburg

 +27 104 942 888

 sps-sales@adaptit.tech